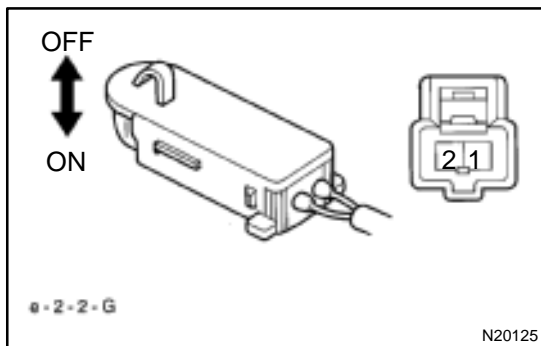


INSPECTION

1. INSPECT IGNITION SWITCH CONTINUITY

Switch position	Tester connection	Specified condition
LOCK	–	No continuity
ACC	1 – 3	Continuity
ON	1 – 2 – 3 5 – 6	Continuity
START	1 – 2 4 – 5 – 6	Continuity

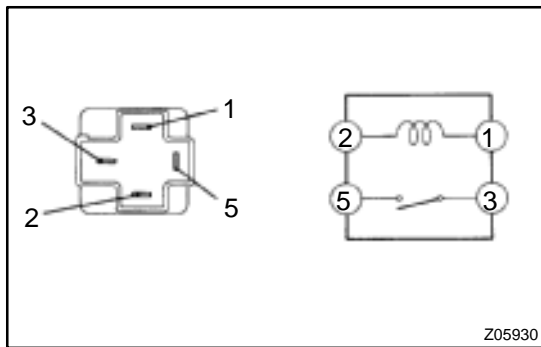
If continuity is not as specified, replace the switch.



2. INSPECT KEY UNLOCK WARNING SWITCH CONTINUITY

Switch position	Tester connection	Specified condition
OFF (Key removed)	–	No continuity
ON (Key set)	1 – 2	Continuity

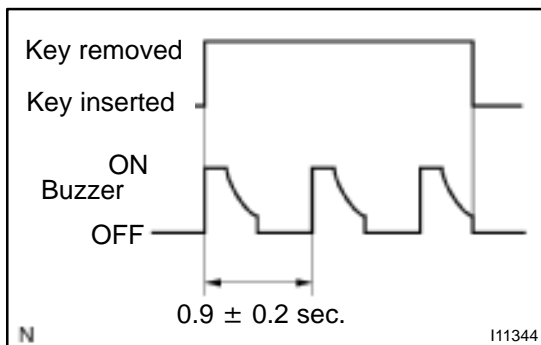
If continuity is not as specified, replace the switch.



3. INSPECT IGNITION RELAY (Marking: IG1) CONTINUITY

Condition	Tester connection	Specified condition
Constant	1 – 2	Continuity
Apply B+ between terminals 1 and 2.	3 – 5	Continuity

If continuity is not as specified, replace the relay.



4. INSPECT KEY UNLOCK WARNING BUZZER

Check the buzzer sound when driver's door is opened and key inserted.

If operation is not as specified, replace the combination meter (See page [BO-41](#)).